








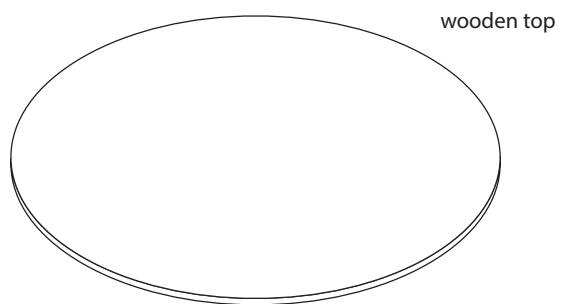


NOTICES DE MONTAGE - ASSEMBLY INSTRUCTIONS

	TSPEI M10x25	x4	A
	Tool "A"	x1	B
	Plate	x1	C
	Base	x1	D
	CR		E
	CF		F

 x1





Available leg shape

